

型号命名 Model Name

LM - XC385

企业代号
Enterprise Code

限压型 T2
Voltage Limiting Type T2

最大放电电流
Impulse Current

组合方式
Combination

最大持续电压Uc
Maximum Continuous Operating Voltage

遥信功能
Remote Signaling Function

雷击计数
Lightning Strike Count

20KA
40KA
60KA

1P、1+NPE
2P、2+NPE
3P、3+NPE
4P

Uc:275V
Uc:385V
Uc:440V
Uc:690V

Y:带遥信
With Remote Communication
/:不带遥信
Without A Remote Communication

L:带雷击
With lightning
/:不带雷击
Don't Take a Lightning Strike



技术特点 Technical Characteristics

- 泄放能量较大, 响应速度纳秒级, 残压低, 精细级防护
Large discharge energy, response speed nanosecond level, residual low, fine level protection
- 全保护模式 (L-N、L-PE、N-PE)
Full protection mode (L-N、L-PE、N-PE)
- 多片电极并联叠加、钳位电压稳定
Multi-electrode parallel stacking, clamp voltage stability.
- 带负载过热、过流失效分离装置, 失效窗口告示
With load over heat, over loss effect separation device, failure window notice.
- 外壳材料为防腐、阻燃、强化热熔塑料
The shell material is anticorrosive, flame retardant and reinforced hot melt plastic.
- 可选配雷击计数、失效报警功能、SPD监测功能
Optional lightning count, failure alarm function, SPD monitoring function.

应用领域

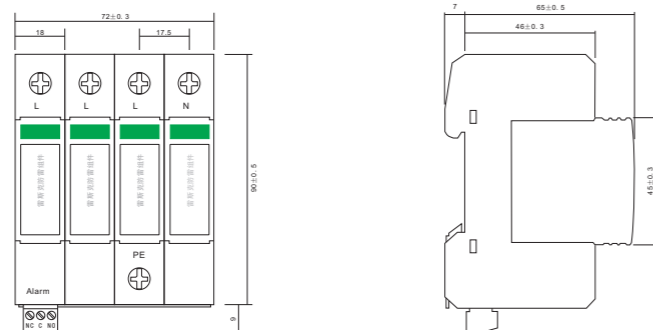
- 交通、能源、电力、民航、海关、通信、石油、公建、化工、工矿、建筑等雷击风险高地区配电设备系统的电源第三级电涌保护, 安装于防雷分区LPZ0和LPZ1界面。
The third-level surge protection of power supply for power distribution equipment systems in areas with high lightning risk, such as transportation, energy, power, civil aviation, customs, communications, petroleum, public construction, chemical industry, industrial mining, and construction, is installed at the interfaces of LPZ0 and LPZ1 of lightning protection zones.

产品介绍

- 雷斯克低压配电系统电涌保护器 (英文: SPD), 符合IEC61643-11:2011及GB18802.1-2011标准, 本系列产品属于限压型, 试验类别为T2 C级、D级, 波形 (8/20μs), 泄放能中等, 可对直接雷击后产生强大瞬态感应过电压进行防护后的下一级防护, 本系列电涌保护器用于配电系统线路或周边可能发生直击雷击后产生较强感应过电压对用电设备引起破坏作用的第二级或三级防护。

Resker Low voltage distribution system surge protector (SPD), in line with IEC61643-11:2011 and GB18802.1-2011 standards, this series of products belong to the voltage limit type, the test category is T2 C, D, waveform (8/20μs), the discharge energy is medium, can produce strong transient induced overvoltage after direct lightning protection of the next level of protection. This series of surge protectors are used for the second or third level protection of electrical equipment damage caused by strong induced overvoltage after direct lightning strike may occur in distribution system lines or surrounding areas.

设计尺寸 Design Size

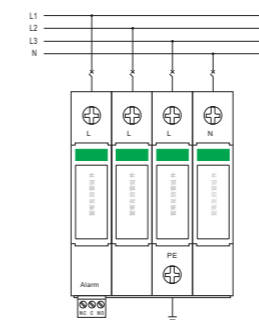


技术参数 Technical Data

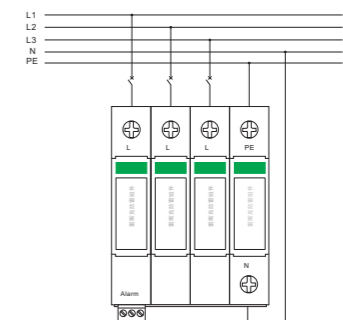
型号 Model	LM-XC385-60	LM-XC385-40	LM-XD385-20	LM-XD385-10
SPD试验类别 SPD Kind Of Test	T2			
额定工作电压 (Un) Rated Operating Voltage (Un)	230/400V AC (50/60Hz)			
最大持续运行电压 (Uc) Maximum Continuous Operating Voltage (Uc)	275V、385V、440V、690V			
最大放电电流 (8/20μs) Imax Max Discharge Current (8/20μs) Imax	60KA	40KA	20KA	10KA
标称放电电流 (8/20μs) In Nominal Discharge Current (8/20μs) In	30KA	20KA	10KA	5KA
保护水平 (Up) Protection Level (Up)	L-N	≤2.0KV	≤1.5KV	≤1.2KV
	N-PE	≤1.0KV	≤1.0KV	≤0.8KV
技术特点 Technique Feature	高能量的电子限压式放电 High Energy Electronic Voltage Limited Discharge			
响应时间tA Respond Time tA	≤25ns			
运行指示 Run Indication	绿色正常, 红色失效 Green Normal, Red Ineffective			
遥信报警信号 Remote Alarm Signal	常开/常闭触点端子 (选配) Normally Open/Normally Closed Contact Terminal (Optional)			
雷击计数范围 Lightning Strike Count Range	0~99 (选配) 0~99 (Optional)			
最大后备保险丝强度 Maximum Backup Fuse Strength	32A, 后备保护装置LM-ISCB60 32A, Backup Protection LM-ISCB60			
外壳材料 Shell Material	阻燃材料PBT UL94-V0/黑色、白色、红色 (可选) Flame Retardant PBT UL94-V0/ Black, White, Red (Optional)			
保护等级 Protection Degree	IP20			
安装/接线方式/规格 Installation/Wiring Mode/Specification	导轨/并联/多股10mm ² Rail/parallel/multi-strand 10mm ²			
环境条件 Environmental Condition	-40℃~+80℃, 相对湿度≤90% -40℃~+80℃, relative humidity ≤90%			
产品尺寸 Product Dimensions	72×90×65			
组合方式 Array Mode	1P、1+NPE、2P、2+NPE、3P、3+NPE、4P			

安装要求及方式 Installation Requirements And Methods

- 本电源模块电涌保护器只能由训练有素的专业人员进行安装和维护, 安装位置为人手不能直接接触的地方。安装前应确认为非带电安装, 并检查浪涌保护器是否完好, 如有损伤或显示窗口呈红色, 已不能使用, 应马上更换, 如果窗口呈绿色, 表示其正常。
The power module surge protector can only be installed and maintained by trained professionals. The installation position should not be directly touched by human hands. Before installation, it should be confirmed as uncharged installation, and check whether the surge protector is in good condition. If there is damage or the display window is red, it can not be used, it should be replaced immediately. If the window is green, it means that it is normal.
- 电涌保护器应安装于电源进线与被保护设备之间, 电涌保护器前需串联对应容量的熔断器或空气开关, 或本公司生产的专用防雷器后备保护器。
The surge protector should be installed between the power supply incoming line and the protected equipment. Before the surge protector, fuse or air switch with corresponding capacity should be connected in series, or the special lightning arrester backup protector produced by our company.
- 电涌保护器相线连接线的截面积应不小于4mm², 地线连接线的截面积应不小于6mm², 需做到平、直、短。
The cross-sectional area of the phase connection cable of the surge protector should be no less than 4mm², and the cross-sectional area of the ground cable should be no less than 6mm². The cross-sectional area of the phase connection cable should be flat, straight, and short.
- 电源相线接L、零线接N, PE为接地端, 防雷接地线需达到建筑规范规定的接地电阻, 并作良好接地。
The phase line of power supply is connected to L, and the neutral line is connected to N. PE is the grounding terminal. The lightning proof grounding cable must meet the grounding resistance specified in the building code and be well grounded.



4P接线图



3+NPE接线图